

Color, Phenolics, Anthocyanins and Tannin Analysis

A Complete Solution



Quick and accurate measurements for all Cloudspec tests

Data in uploadable csv files provided

Pricing:

Color & Phenolics: \$40/sample

AWRI Anthocyanin, Tannin & Phenolics Panel: \$60/sample

Color Only: \$15/sample

Phenolics Only: \$30/sample

Option to add wine or juice chemistry panel: \$40/sample

* Annual subscription packages available from \$11/sample!

Affordable CloudSpec subscription package designed for wineries of all sizes.

CloudSpec Insights Web App for data analysis, tracking and visualisation

Built-in CieLab tool helps you visualize color measurements

Numerical & graphical formats for all of your data

Timeline helps you track a lot from grape to bottle

The style compare feature lets you compare lots or vineyards

Use the market-comparison feature to benchmark your styles against their database of commercial wines.

For All Stages of Production



Fruit



Measure and understand the colour and phenolic development of your fruit pre-harvest and improve vineyard management practices.

Juice



Rapidly analyse batches in the juice phase to make better informed triaging and winemaking decisions.

Wine



Visually track and control colour and phenolic extraction of reds, whites and rose over time, ensuring you land on a wine style that sets you apart.






Vintage to vintage



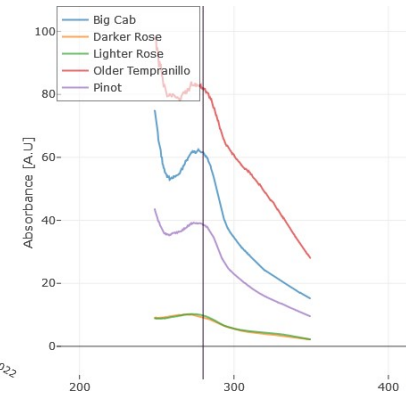
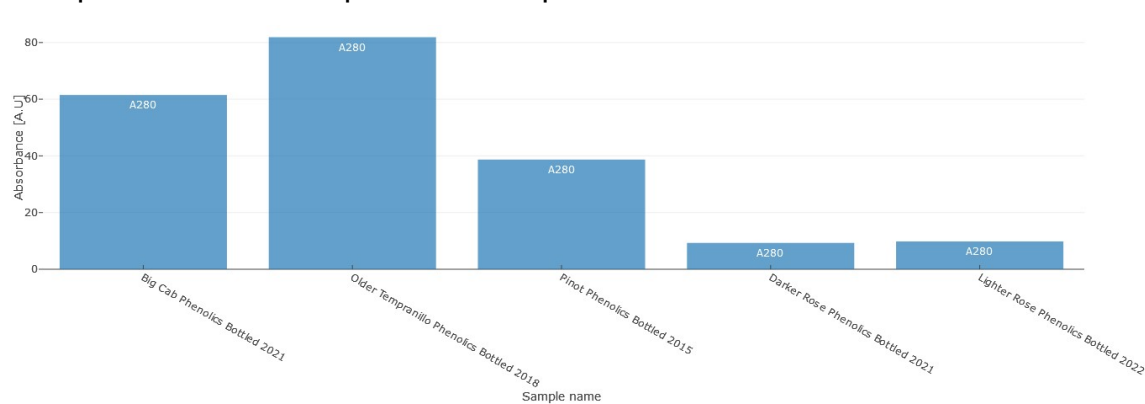
Compare colour and phenolic profiles of fruit, juice, ferments and finished wines year on year.

Color, Phenolics, Anthocyanins and Tannin Analysis

Sample Cielab Color Data:

Name	Grape	Vintage	Abs 420	Abs 520	Abs 620	Hue (ratio)	Colour Intensity (sum)	L	a	b	
Bigger Cabernet Sauvignon	Cabernet Sauvignon	2021	5.297	8.375	2.062	0.633	15.734	6.5	35.78	11.2	
Older Tempranillo	Tempranillo	2018	9.704	11.122	3.321	0.873	24.147	1.96	13.98	3.38	
Pinot Noir	Pinot Noir	2015	2.794	2.911	0.962	0.96	6.667	18.69	46.78	28.1	
Darker Rose	Rose	2021	0.295	0.234	0.049	1.261	0.579	86.6	12.34	10.82	
Lighter Rose	Rose	2022	0.23	0.185	0.031	1.239	0.446	90.16	10.02	10.51	

Sample Phenolics Comparison and Spectra:



Sample AWRI Anthocyanin, Tannin and Phenolics Panel:

Name	Grape	Vintage	Free Anthocyanin	Pigmented Tannin	Pigmented Tannin %	Total Pigments	Total Tannin	Total Phenolics
Bigger Cabernet	Cabernet Sauvignon	2021	212.985	4.956	26.21	18.909	2.674	61.357
Older Tempranillo	Tempranillo	2018	128.747	8.864	41.79	21.212	3.352	85.081
Pinot Noir	Pinot Noir	2015	19.73	2.231	47.42	4.705	1.378	40.297
Darker Rose	Rose	2021	13.817	0.108	12.39	0.871	-0.164	9.083
Lighter Rose	Rose	2022	11.88	0.103	13.44	0.765	-0.14	9.491